

Practice  
Makes  
Perfect

Summer Maintenance



# Summer Reading Log

Slowing the Summer Slide



Use these forms to keep track of the books you read this summer. Print out as many copies of page 1 as you need, and as many copies of the book reports as you need. Turn them all in to your teacher next year for a special reward.











My goal is to read \_\_\_\_\_ books this summer.

Use this chart to record the name and date of each book you read.  
Rate the book by coloring in stars, then complete a book review.

 = Ok

 = good

 = great

date	title	I give it...
		
		
		
		
		
		
		
		

Title of Story \_\_\_\_\_

Author \_\_\_\_\_

Draw a picture to show the beginning, middle, and end of the story.


Write a sentence about the story.

©2013LesleyBoatright

Title of Story \_\_\_\_\_

Author \_\_\_\_\_

Draw a picture to show the beginning, middle, and end of the story.


Write a sentence about the story.

©2013LesleyBoatright

Name \_\_\_\_\_

# title of story

characters	setting
-----	-----
-----	-----

beginning

-----

-----

-----

-----

-----

middle

-----

-----

-----

-----

-----

end

-----

-----

-----

-----

-----



Use these cards along with any of the sight word levels you want to practice with your kids. Mix them up and put them in a can. If they can read the word, they get to keep the card. If they pull a ZAP! card, they must read the word in a loud voice and put all their words back in the can. If they pull take an extra turn or skip a turn, they follow those directions as well. The winner is the person with the most cards.

I have included a sheet of blank cards and the Dolch words for preprimer through 3<sup>rd</sup> grade. Run off as many sheets of the blank cards as you need and use a black marker to write the words from the levels you want to use with your child on the cards.







Lose a Turn

©2014 Lesley Boardright



Take an Extra Turn

©2014 Lesley Boardright



ZAP!

©2014 Lesley Boardright




Lose a Turn

©2014 Lesley Boardright



Take an Extra Turn

©2014 Lesley Boardright



ZAP!

©2014 Lesley Boardright



Lose a Turn

©2014 Lesley Boardright



Take an Extra Turn

©2014 Lesley Boardright



ZAP!

©2014 Lesley Boardright



Lose a Turn

©2014 Lesley Boardright



Take an Extra Turn

©2014 Lesley Boardright



ZAP!

©2014 Lesley Boardright





Lose a Turn

©2014 Lesley Boardright



Take an Extra Turn

©2014 Lesley Boardright



ZAP!

©2014 Lesley Boardright




Lose a Turn

©2014 Lesley Boardright



Take an Extra Turn

©2014 Lesley Boardright



ZAP!

©2014 Lesley Boardright



Lose a Turn

©2014 Lesley Boardright



Take an Extra Turn

©2014 Lesley Boardright



ZAP!

©2014 Lesley Boardright



Lose a Turn

©2014 Lesley Boardright



Take an Extra Turn

©2014 Lesley Boardright



ZAP!

©2014 Lesley Boardright





©2014 LesleyBoatright



©2014 LesleyBoatright



©2014 LesleyBoatright



©2014 LesleyBoatright



©2014 LesleyBoatright



©2014 LesleyBoatright




©2014 LesleyBoatright



©2014 LesleyBoatright



©2014 LesleyBoatright



©2014 LesleyBoatright



©2014 LesleyBoatright



©2014 LesleyBoatright

## Complete Dolch Word List Divided by Level

Pre-primer	Primer	Grade One	Grade Two	Grade Three
a	all	after	always	about
and	am	again	around	better
away	are	an	because	bring
big	at	any	been	carry
blue	ate	ask	before	clean
can	be	as	best	cut
come	black	by	both	done
down	brown	could	buy	draw
find	but	every	call	drink
for	came	fly	cold	eight
funny	did	from	does	fall
go	do	give	don't	far
help	eat	going	fast	full
here	four	had	first	got
I	get	has	five	grow
in	good	her	found	hold
is	have	him	gave	hot
it	he	his	goes	hurt
jump	into	how	green	if
little	like	just	its	keep
look	must	know	made	kind
make	new	let	many	laugh
me	no	live	off	light
my	now	may	or	long
not	on	of	pull	much
one	our	old	read	myself
play	out	once	right	never
red	please	open	sing	only
run	pretty	over	sit	own
said	ran	put	sleep	pick
see	ride	round	tell	seven
the	saw	some	their	shall*
three	say	stop	these	show
to	she	take	those	six
two	so	thank	upon	small
up	soon	them	us	start
we	that	then	use	ten
where	there	think	very	today
yellow	they	walk	wash	together
you	this	were	which	try
	too	when		warm




Thank you for downloading this product. Be sure to leave feedback to earn additional purchasing credits!

Receive notification of newly uploaded resources by following me!

My blog <http://practicemakesperfect1286blogspot.com/>

Pinterest <http://pinterest.com/lalmypal/>

Facebook <https://www.facebook.com/pages/Practice-Makes-Perfect/319911501444232?ref=hl>



MyCuteGraphics

Paula Kim  
Fancy Dog Studio



LittleRed's  
CLIP ART  
<http://littleredsclipartetsy.com>

The original purchaser of this document is granted permission to reproduce the pages in needed quantities for the purchaser's classroom use only. Duplication for other classes or by other teachers or for use in wide distribution as within a school district or on the Internet in any form is strictly forbidden.